



Attaches to: Accent 700, 800 and 1000

PRC5 plate to
device

6-32 x 1/2" (x3)

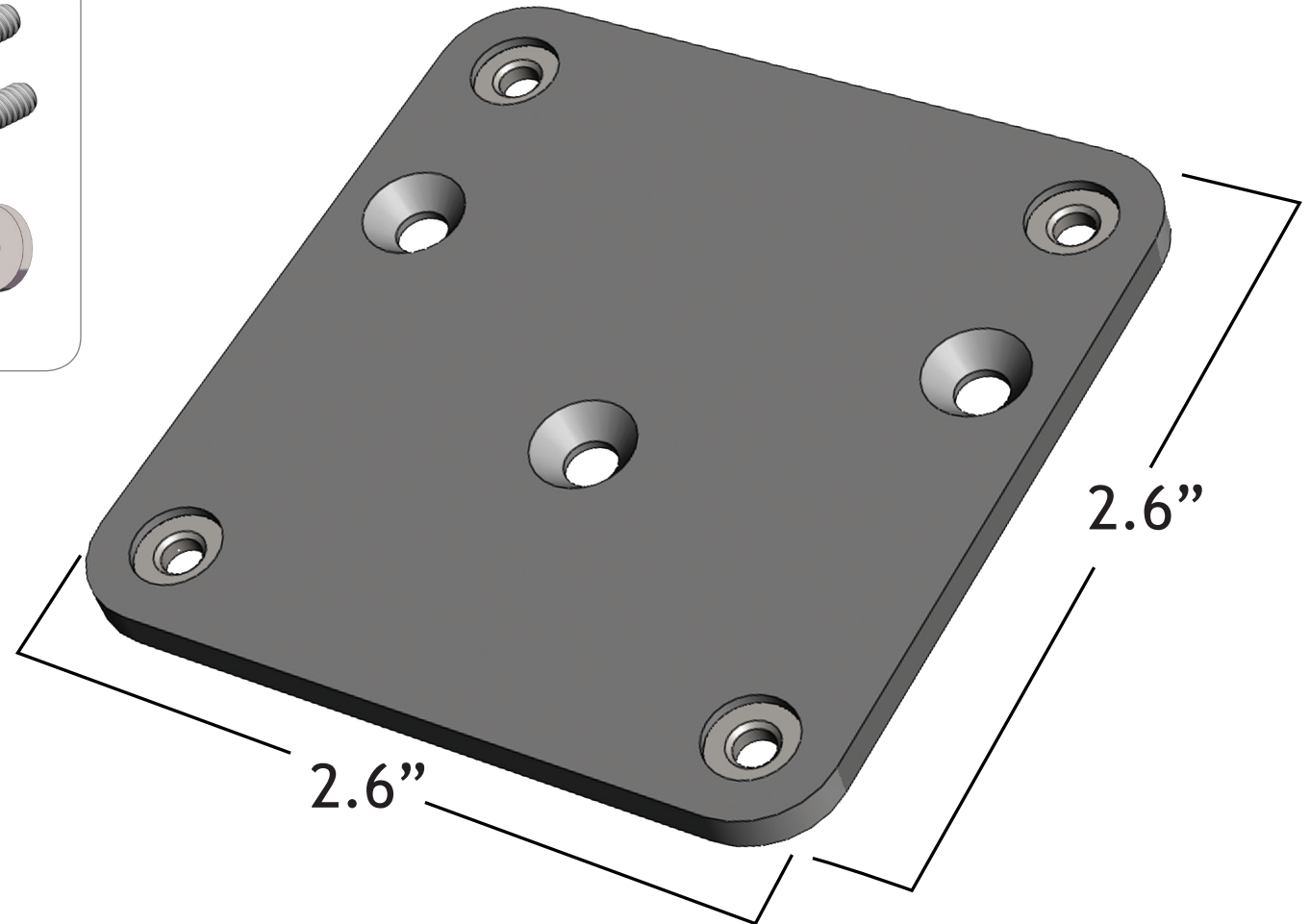



.500" OD x .125 thick (x3)
Nylon Washer




Quick release
plate (QRP) to
device plate


8-32 x 1/4" (x4)




Accent 700 and 800



1 Remove three screws from the back of the Accent 800 or the 1000. Place the nylon washers over the three holes.



2 Line up the DP-PRC5 over holes and attach the plate with the three screws that were included with the PRC5 plate (6-32 x 1/2").



3 Line up the Quick release plate (QRP) with four holes on the PRC5 and attach with the four screws provided.

Quick release plate (QRP) to device plate
8-32 x 1/4" (x4)

Accent 1000



Repeat the steps above for the Accent 1000