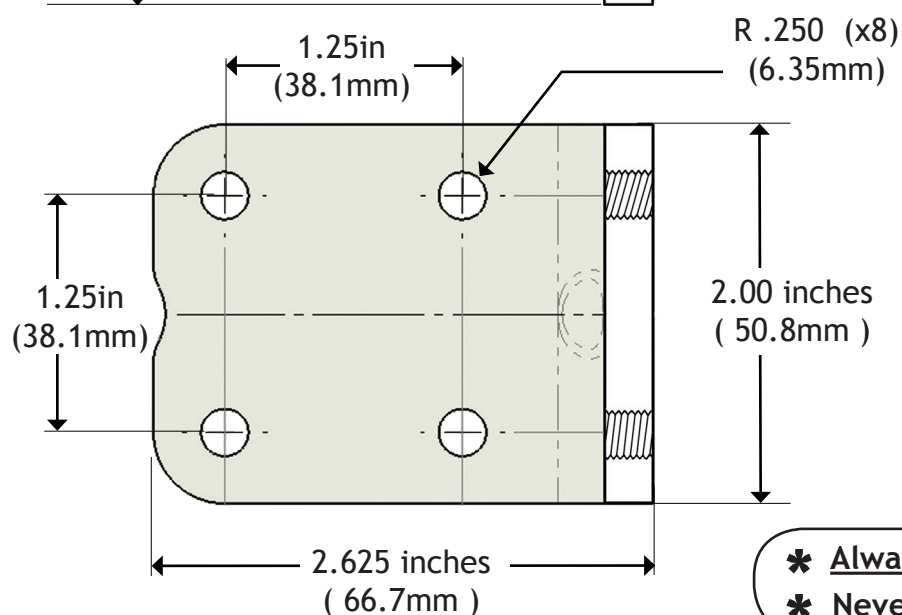
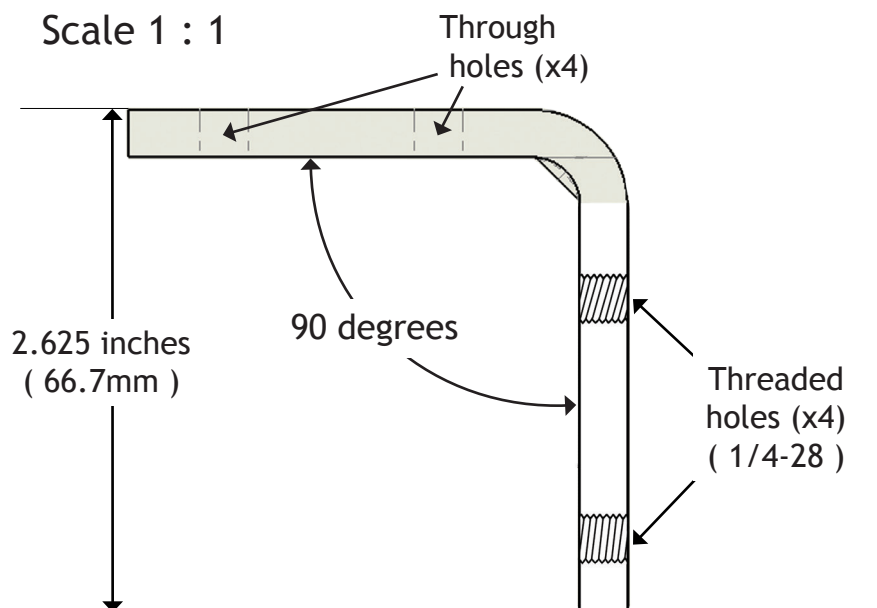



L-Angled Extension Plate (WC-LAE)

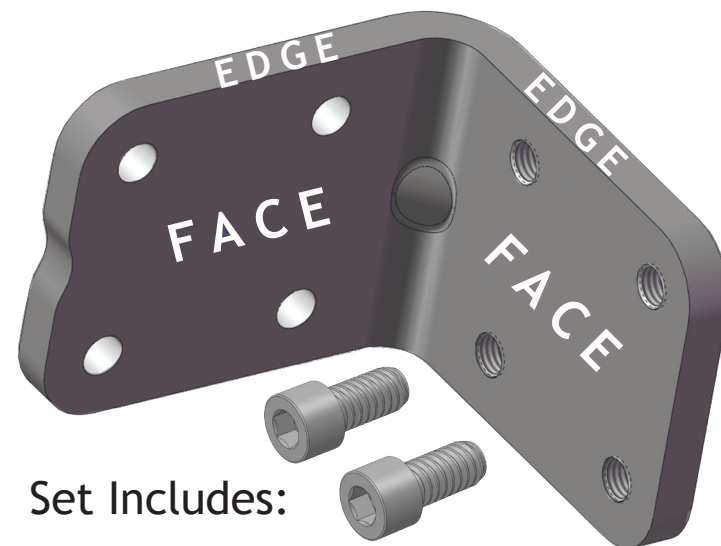
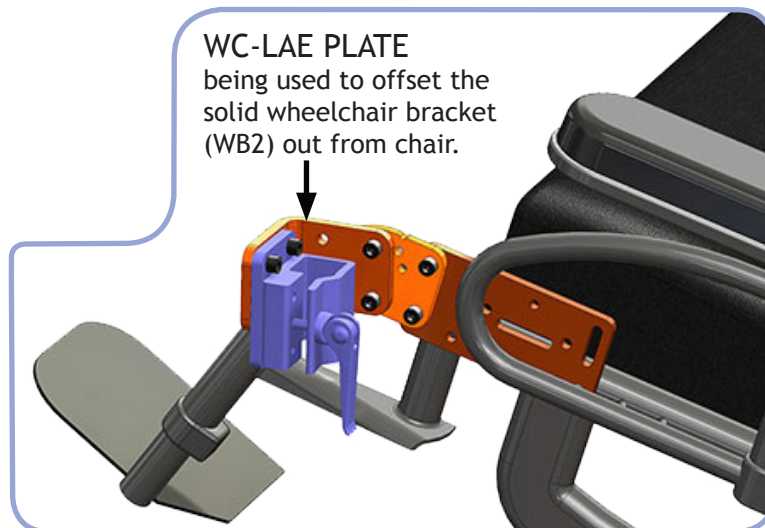
Scale 1 : 1



Possible configurations:



WC-LAE PLATE
being used to offset the
solid wheelchair bracket
(WB2) out from chair.



Set Includes:

One L-Angled Extension Plate
Two 1/4-28 x 1/2" Socket head cap screws

- * **Always** attach through hole to threaded hole. Minimum of two bolts to attach plate
- * **Never** attach threaded hole to threaded hole

Mount'n Mover™
by BlueSky Designs

mountnmover.com

Product: WC-LAE, L-Angled Extension Plate
Weight: 10.0 oz. (0.25 kg)

1-888-724-7002 (toll free) or 1-612-724-7002

pg 1 of 2

Wheelchair Attachment Overview

* All plates are considered 'multi-use plates' and can be configured, combined, and used in a variety of ways.

