

Attaches to: Devices I-12 and I-15

Device plate
DP-T2 to
device

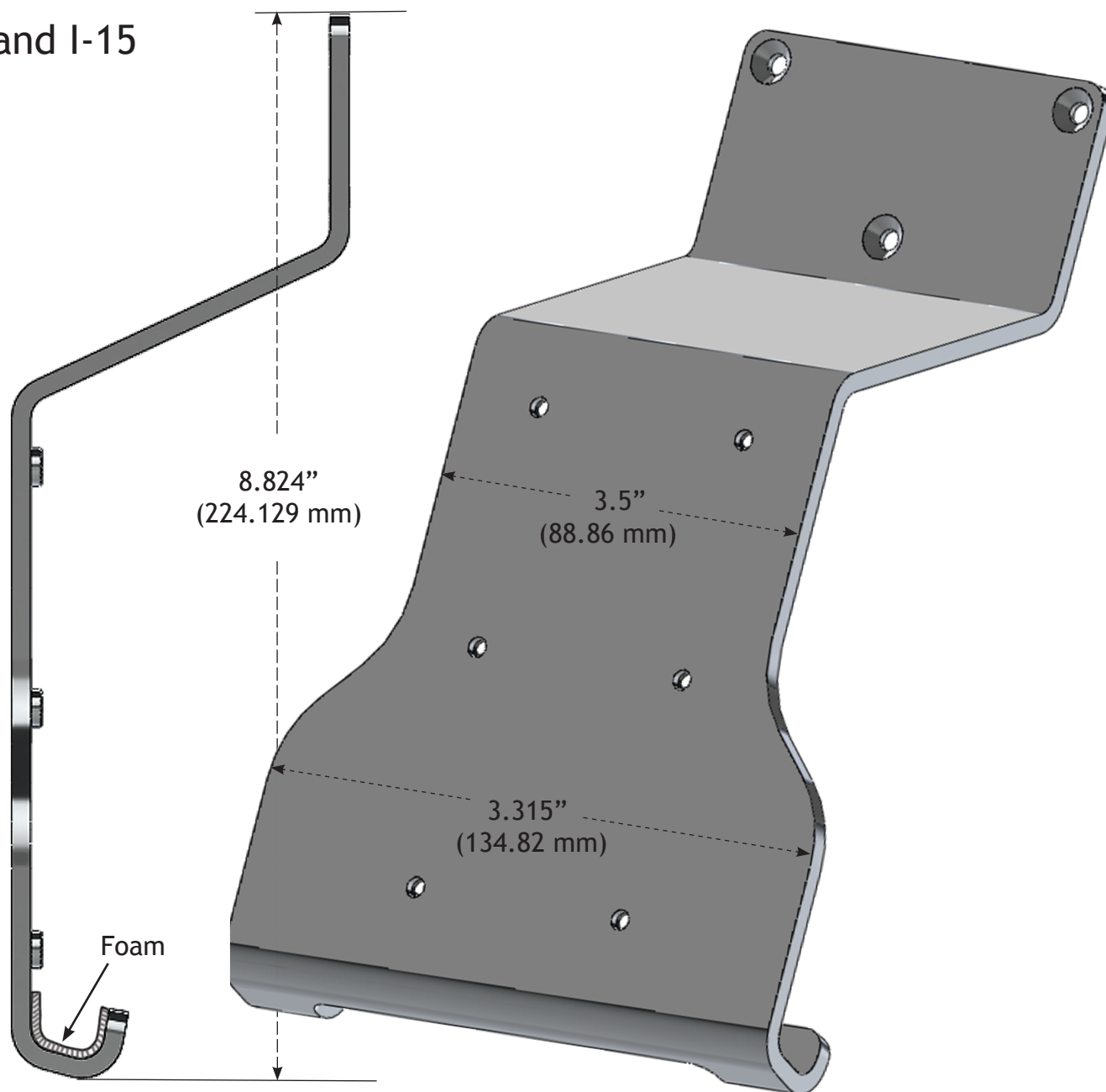


M4-.7 x 10 mm (X3)

Quick release
plate (QRP) to
DP-T2



8-32 x 3/8" (x4)



Mount'n Mover™
by BlueSky Designs

mountnmover.com

Product: DP-T2, Tobii

Weight: 10.2 oz. (0.289 kg)

1-888-724-7002 (toll free) or 1-612-724-7002

pg 1 of 3

Tobii I Device Plate Attachment Instructions

Place your Tobii face down. Remove the existing plate.



Plate removed



Place the DP-T2 plate on the device so the two hooks fit into the grooves at the base of the device (see image below left) and the three countersunk holes on the plate align with the three holes on the device where you just removed the original plate (see image below right).



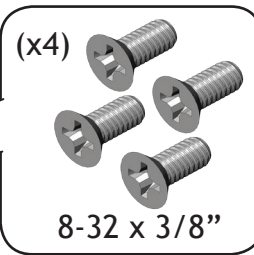

Grooves in device



DP-T2 to Device

Attach device plate to your Tobii 1 using the screws from the baggie labeled “DP-T2 to Device” (see image 4).

Attach the Quick Release Plate (QRP)



Attach the QRP to the device plate using the screws from the included bag labeled "QRP to DP-T2"

Tobii I device mounted to Mount'n Mover with the quick release plate



Available option using the Universal Rotator (DP-UR) in addition to the QRP. Nylon spacers included with DP-UR.

