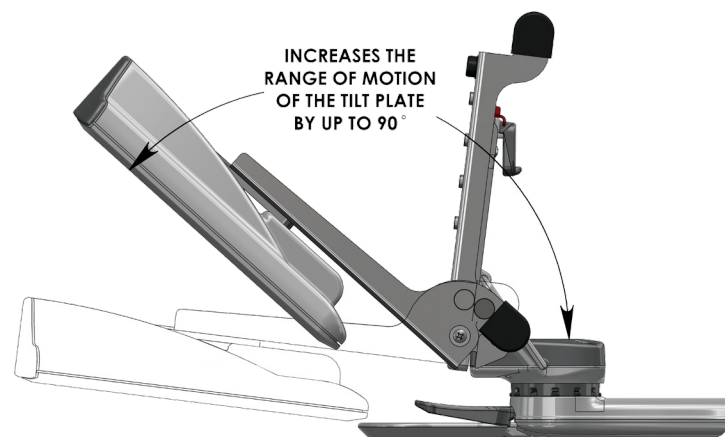
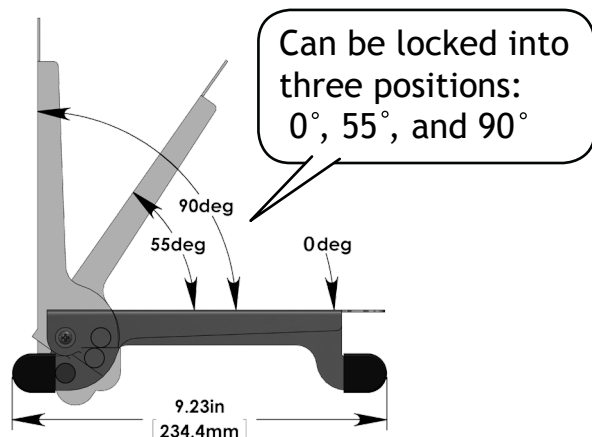
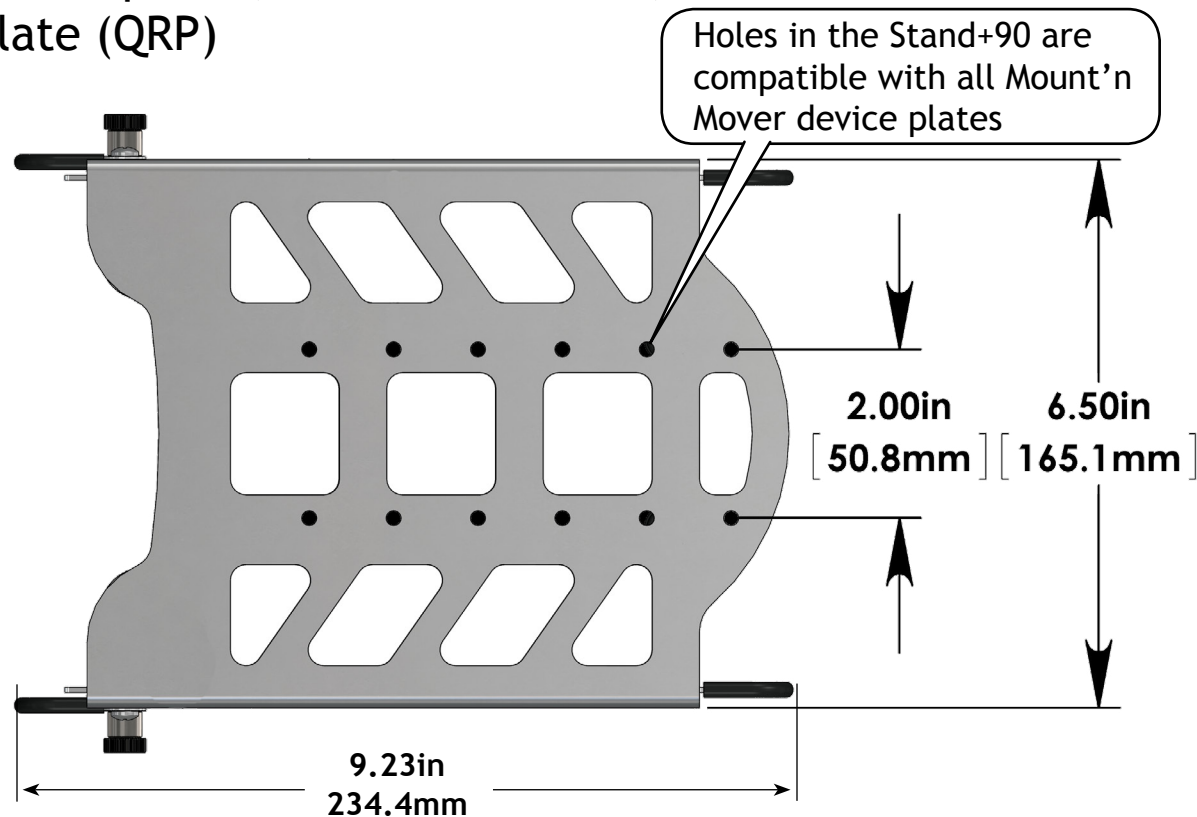


Attaches to: All Mount'n Mover device plates, Universal Rotator, and Quick Release Plate (QRP)

Stand+90 to Quick Release Plate (QRP)

8-32 x 1/2" (x4)
3/8" OD x 1/4" L nylon spacer(x4)



Mount'n Mover™
by BlueSky Designs

mountnmover.com

Product: DP-STAND90, Stand + 90°
Weight: 1 pound 8 oz. (0.68 kg)

1-888-724-7002 (toll free) or 1-612-724-7002

pg 1 of 4

Operating directions for the Stand+90



Step 1.
Pull the red pin



Step 2.
Latch the red pin



Step 3.
Latched red pin



Step 4.
Pull and hold the spring pin



Step 5.
Adjust the Stand 90 angle



Step 6.
Ensure the spring pin is seated
in a locked position


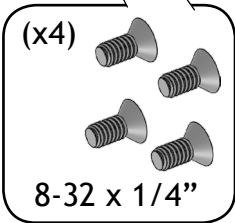



Step 7.
Unlatch the red pin so it
is in a locked position

Stand+90 attachment to device plate

For ease of access, open the Stand+90 to the 90 degree position

Attach Stand+90 to device plate with hardware included with the device plate labeled “QRP to device plate”



The hole spacing on the Stand+90 accommodates multiple placements

Stand+90 to Quick Release Plate (QRP)

