



## Mount'n Tilter - Tabletop Mounting

The Mount'n Tilter is the Mount'n Mover "table-top" solution that works great on any desk, in bed, on the floor or on your lap! Adjust the angle from flat to vertical. Compatible with any Blue Sky Designs Quick Release Plate, you can quickly switch out between reading, communicating, working on the computer or just having fun with your iPad.



(shown with the Quick Release Plate. Tilts and locks anywhere from 0° to 90°)

### Simple and Portable

Without the device attached:

- The Mount'n Tilter folds down to just 2.5" tall and measures 12" x 12" across
- Weighs 3 pounds
- Holds devices **up to 15 pounds**
- Tilt locks securely for direct select users
- Fits in a backpack,
- Use on a dinner table, the floor, your lap, and can be used in bed



### Angle Adjustment

- Adjust to any angle between flat and completely vertical
- Change your tilt quickly, anytime, without tools

To change the tilt:

1. **To Unlock:**  
Swipe the tilt lever to the right
2. Tilt the device up a little (\*)
3. Tilt it to the angle you'd like



#### 4. To Lock:

Swipe the tilt lever **left to lock** the tilt

\* **Slam-proof tilting:** When you unlock the tilt for a heavy device already positioned at an angle, you may need to pull up on the device slightly to relieve its weight before it can tilt downward.


### Attach any Device<<Note: include the links to the videos or pages>>

- Use the Mount'n Tilter with any device that mounts to our Quick Release Plate (QRP)
- From communication devices, reading trays, to iPads!
- Take a look at how to mount your device here: [Device Attachment](#)
  - <http://www.mountnmover.com/support/deviceAttachment.htm>
- Switching between activities has never been so easy!  
[Heres a short video on changing devices](#)
  - <http://youtube.googleapis.com/v/HW9zEOdEGdg&rel=0&hl=en&fs=1&>
- And remember, your devices are locked in using our secure [RedLock](#)
  - <http://youtube.googleapis.com/v/wqFYC3M4gJQ&rel=0&hl=en&fs=1&>


### Additional Placement and Attachment Flexibility

- Two sets of holes allow for three positions: forward, centered or to the rear
- Spacers elevate or lower the Tilt platform
- Customize it! Attach the Tilter to another tray

## Mount'n Tilter Photo Gallery




Mount'n Tilter - Shown with Dynavox VMax



Mount'n Tilter - Shown with Reading Tray



Mount'n Tilter - Shown with iPad tray



Mount'n Tilter - with Dynavox EyeMax

If you have any questions at all regarding the Mount'n Tilter or anything else from the Mount'n Mover line of products - please get in touch with us!



[www.mountmover.com](http://www.mountmover.com)

Check out our website (above) or direct calls or emails to our team at BlueSky Designs!

Call: 612-724-7002 or 1-888-724-7002

Email: [info@blueskydesigns.us](mailto:info@blueskydesigns.us)

