


Attaches to:

Tobii C15, VESA hole spacing (75mm & 100mm)

Tobii C15
device to
device
plate



M4-.7 x 30mm (x4)
1/4" x 11/16" spacer (x4)

VESA plate also mounts
to standard VESA
100mm or 75mm

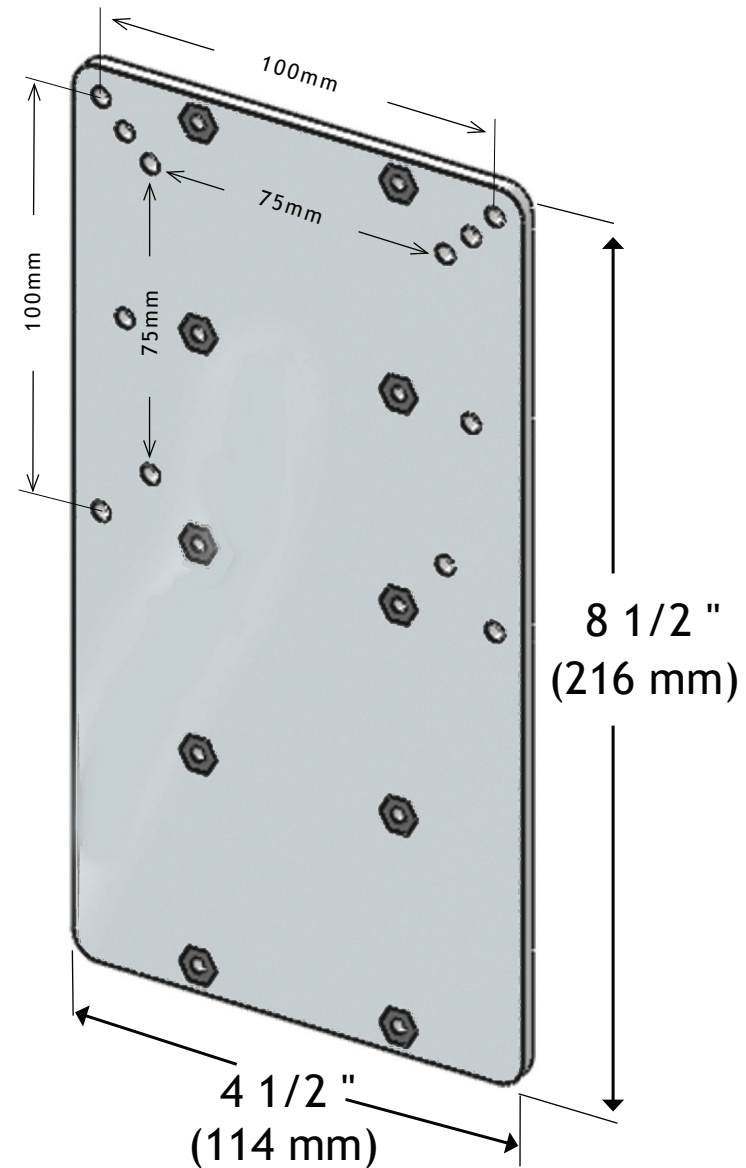


M4-.7 x 10mm (x4)

QRP to
device plate



8-32 x 1/4" (x4)



Mount'n Mover™
by BlueSky Designs

mountnmover.com

Product: DP-VESA, Tobii
Weight: 9.0 oz. (0.26 kg)

1-888-724-7002 (toll free) or 1-612-724-7002

pg 1 of 3

Tobii C15

Use Torx T10 or 3mm hex key to remove screws, plate, & stand





Plate and stand removed




M4-.7 x 30mm



x4



Align device plate over spacers



Attach quick release plate


#8-32 x 1/4"




x4

Tobii C15 with cEye (eyegaze)


Use Torx T10 or 3mm hex key to remove screws,
plate, & stand



Screws,
plate, and
stand
removed



Place spacers
over same mounting
holes




x4

M4-.7 x 30mm




x4



Attach
device
plate

Option

Stand 90
or
Universal
Rotator
(attach before QRP)



Attach
quick
release
plate

#8-32 x 1/4"



x4

QRP mounts below bottom
of device plate