


Attaches to:

Maestro, V, Vmax, M3, and T10 (Contact us for other models)

Maestro to device
plate

8-32 x 1" (x3)
1/4"ID x 1/2"OD x 5/8"L (x3)



V & Vmax to
device plate

8-32 x 3/8" (x2)



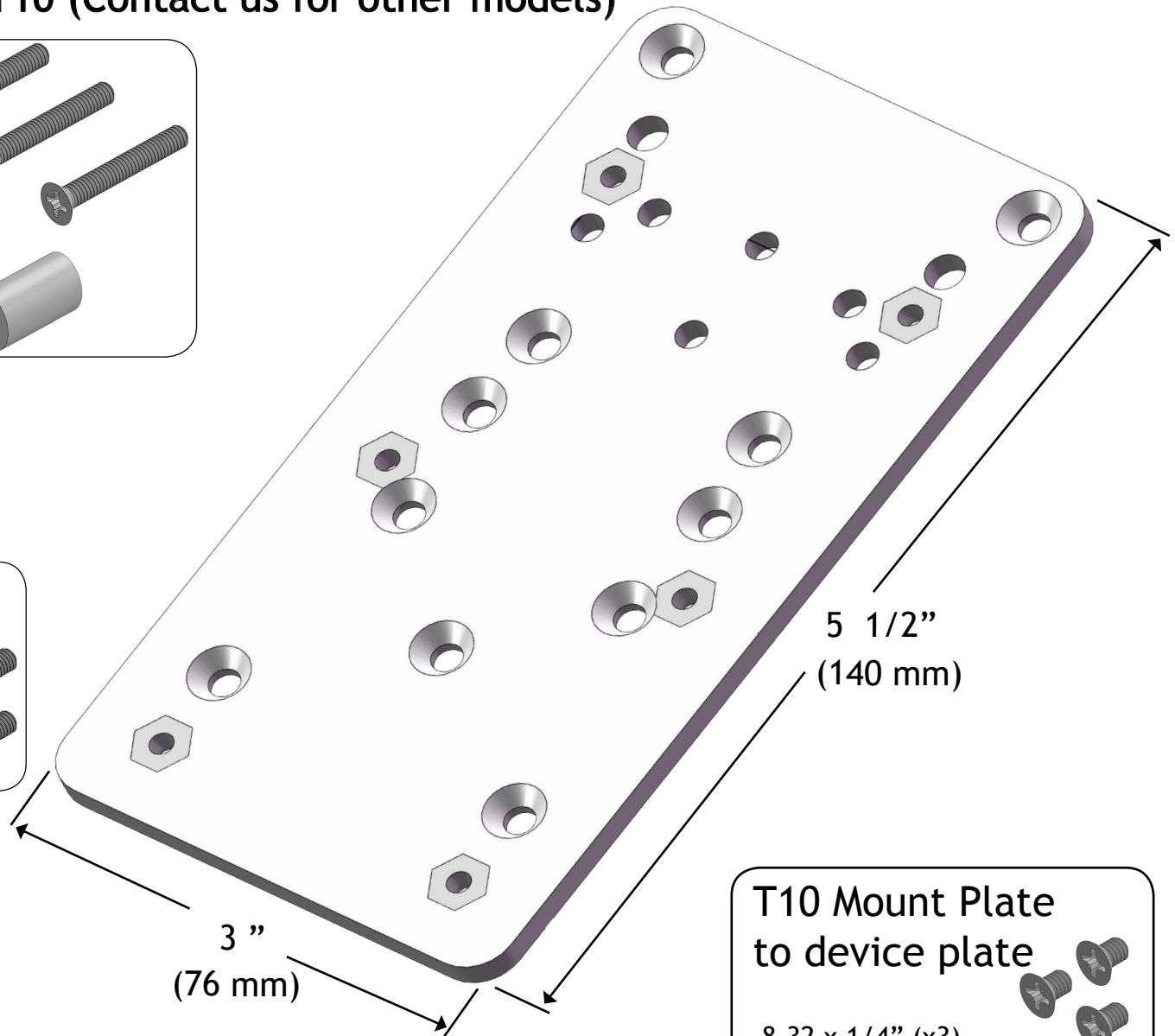
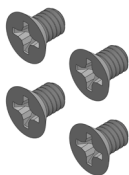
DV4 & MT4 to
device plate

M4 x 16mm (x4)
M4 x 14mm (x2)




Quick release
plate (QRP)
to device
plate

8-32 x 1/4" (x4)



T10 Mount Plate
to device plate

8-32 x 1/4" (x3)



Maestro



align
spacers



attach
device
plate
8-32 x 1" (x3)



attach
quick
release
plate
8-32 x 1/4" (x4)

*Stand for V or Vmax is no longer usable once device plate is in place

V



attach
device
plate
8-32 x 3/8" (x2)



attach
quick
release
plate
8-32 x 1/4" (x4)

Vmax



*additional devices shown on our website

Dynavox T10

*Order T10 with Mount Plate (not supplied by BlueSky Designs)




Attach Mount Plate

Requires Dynavox part:
Mount Plate for ConnectIT
(item #502139)



QRP to device
plate

8-32 x 1/4 " (x4)




Attach QRP

Device plate
to T plate

8-32 x 1/4 " (x3)



Attach device plate



*If your DV1 plate does not have this
3rd hole, then attach with 2 screws