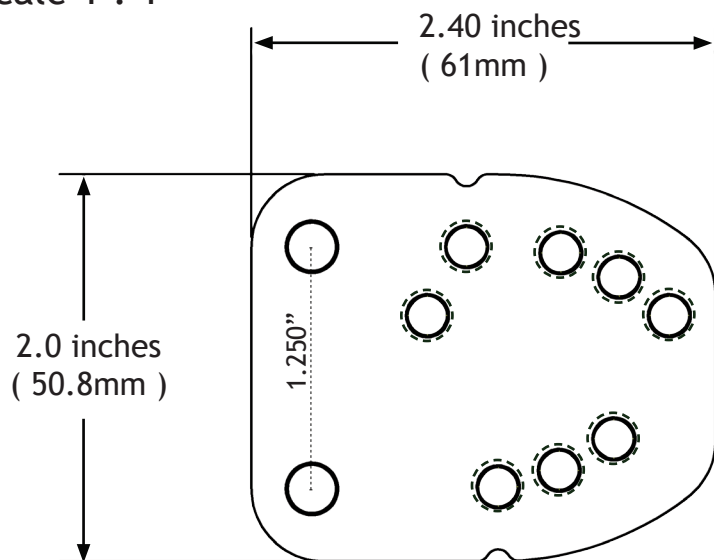


# Angle Adjustment Plate (WC-AAP)

Scale 1 : 1



## Plate to Plate Attachment Options

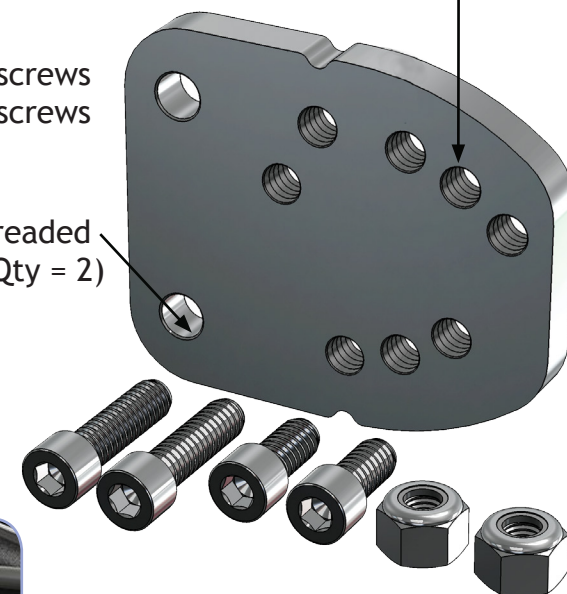
- Non-threaded hole to threaded hole = Good
- Non-threaded hole to non-threaded hole with nut = Good
- Threaded hole to threaded hole = Not good (will damage threads!)

## Set Includes:

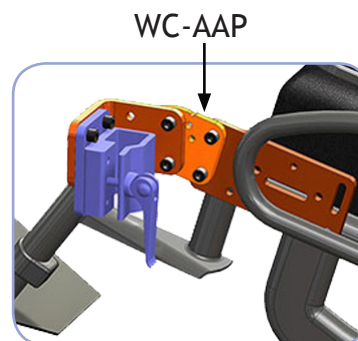
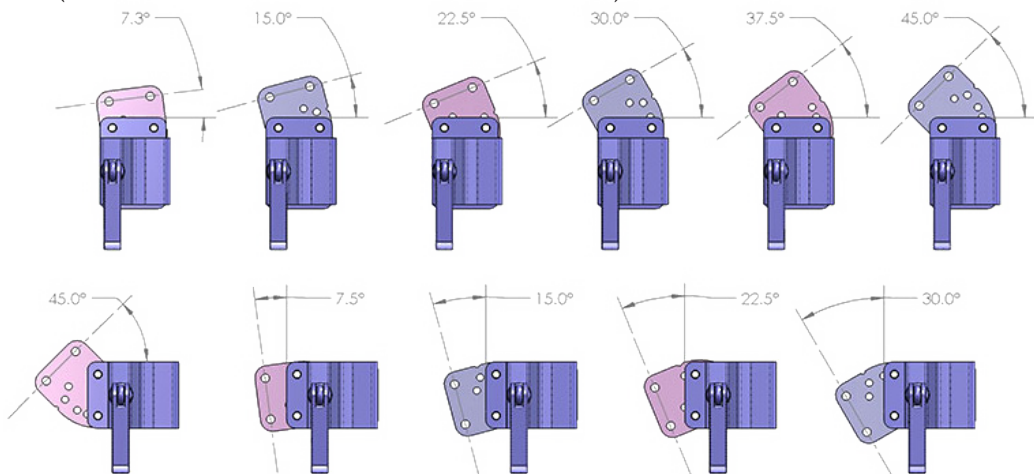
- (1) Angle Adjustment Plate
- (2) 1/4-28 x 7/8" Socket head cap screws
- (2) 1/4-28 x 1/2" Socket head cap screws
- (2) 1/4-28 Lock-nuts

1/4-28 Threaded Holes (Qty = 8)

Non-threaded holes (Qty = 2)



Angles available with the Angle Adjust Plate (AAP)  
(Tilts to accommodate WB2 at horizontal level)



**Mount'n Mover™**  
by BlueSky Designs

[mountnmover.com](http://mountnmover.com)

**Product:** WC-AAP, Angle Adjustment Plate  
**Weight:** 4.4 oz. (0.12 kg)

1-888-724-7002 (toll free) or 1-612-724-7002

pg 1 of 2

# Wheelchair Attachment Overview

\* All plates are considered 'multi-use plates' and can be configured, combined, and used in a variety of ways.

